



# Jump in to Summer Learning Week Three: Beach

Thanks for downloading Jump In To Summer Learning Week Three: Beach. Be sure to Check out the other weeks as they come out!

These printables are provided *FREE* of charge. Please do share our printables. But please remember that all of our printables are for personal use. You cannot claim these printables or sell them as your own. All the printables and pictures are the property of [3 Dinosaurs](#) & [Royal Baloo](#).

#### Please DO

- Download the files to your computers and print them off for personal use.
- Direct people to the blog or site when sharing with others.
- Give proper credit back to [3 Dinosaurs](#) & [Royal Baloo](#) when blogging about our files.


Graphics: Purchased from [Melonheadz Illustrations](#),

[KPM Doodles](#), [Mycutegraphic.com](#),

and [Scrappin Doodles](#).

#### You May Not

- Link directly to the pdf file.
- Alter my files in any way.
- Store them on your website in any format or any any upload type (facebook, sharing sites etc)
- Seek to use these to drive traffic to your site or sell them in any way.
- Print off and sell them to others.



Please remember this is about being Honest. We reserve the right to change this policy at any time.

Thanks Erin @Royal Baloo & Cassie @3 Dinosaurs



<http://royalbaloo.com/>  
[Facebook](#)  
[Twitter](#)  
[RSS](#)  
[Google +](#)

<http://www.3dinosaurs.com/>  
[Facebook](#)  
[Twitter](#)  
[RSS](#)  
[Google +](#)





# -ide: Week 3 Day 4



s

w

t

r

**Circle the -ide words**

pail

ride

hide

side


tide

say

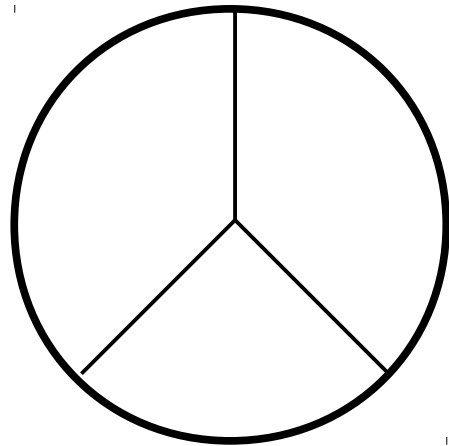
**Find the -ide words in the sentences**

Can I have a ride on the side of the bike?

The wide side of the car was hard to hide.






# 1/3: Week 3 Day 4


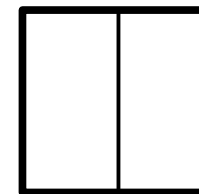
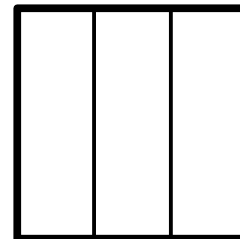

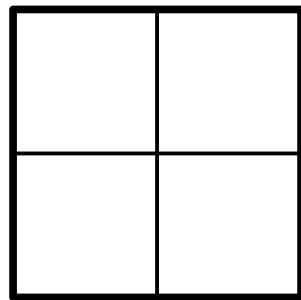
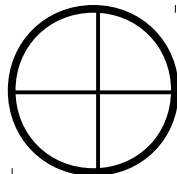

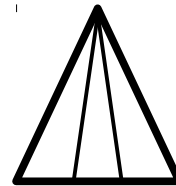
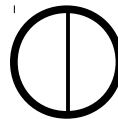

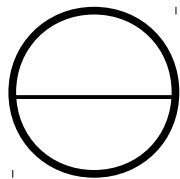
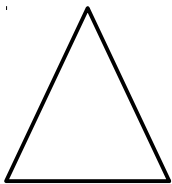


**1**  
**3**

Draw 1/3



Color the thirds:



# Sight Word: "after" Week 3 Day 4

after

after after


Find "after" in the sentences below:

After we swim, can we have ice-cream?

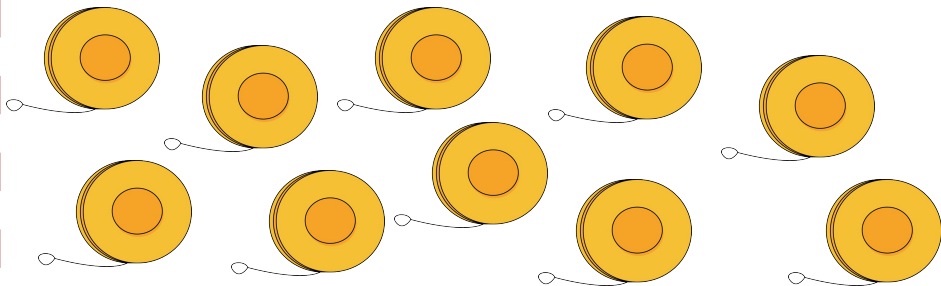
I clean up my toys after I play.

After lunch, I take a nap.


after	round	after	after
his	after	take	then
take	after	after	her
after	then	round	after



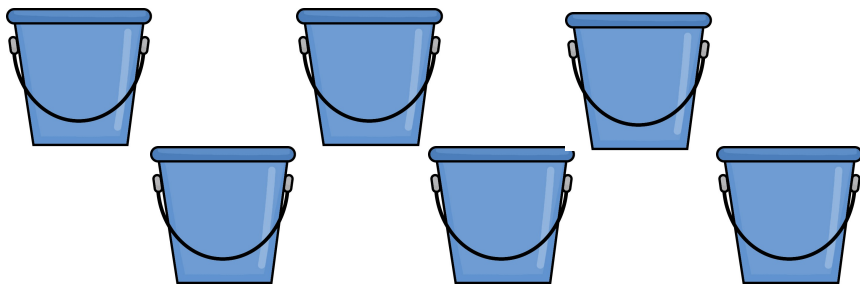
# Subtraction: Week 3 Day 4




$$10 - \underline{\quad\quad\quad} = 5$$



$$8 - \underline{\quad\quad\quad} = 6$$



$$7 - \underline{\quad\quad\quad} = 2$$



$$10 - \underline{\quad\quad\quad} = 4$$