



Room on the Broom PreK Pack

Thanks for downloading the Room on the Broom PreK Pack!
Be sure to check back for more printables at RoyalBaloo.com!

Please note the terms of use:

These printables are provided free of charge and are for personal use only.

You may:

Print as many copies as you'd like

Use them in a group or classroom setting

Share the link to my blog to other people who are interested in the pack

Post online about the pack giving proper credit back to RoyalBaloo.com

You may not:

Sell or distribute this file

Host this file on your own website

Upload this file to a shared website (i.e. 4shared.com)

Claim these files or sell them as your own

Link directly to the pdf file online

Print and sell them to others

Clip purchased from
[Melonheadz Illustrations](#)

I reserve the right to change these terms of use at any time.

Thanks Erin @Royal Baloo



Table of Contents

3-part cards.....	3-5
Patterning Cards.....	6
What Comes Next?.....	7
4-Piece Puzzles.....	8-11
Which Is Different?.....	12
Prewriting Page.....	13
Beginning Sounds.....	14
What Color is the Witch's Hat?.....	15-17
1-10 Puzzle.....	18
11-20 Puzzle.....	19
Skip Count by 5's Puzzle.....	20
Skip Count by 10s Puzzle.....	21
Clip and Count Cards.....	22-23
Dot the Ww's.....	24
Size Sorting.....	25-27
Shadow Matching.....	28-29
Roll and Graph.....	30-31
Roll and Color.....	32



witch



hat




bow




cauldron




wand




broom



cat



dog



bird



witch



hat




bow




cauldron




wand




broom




cat




dog




bird




frog



dragon



frog




dragon


















cat


dog

bird




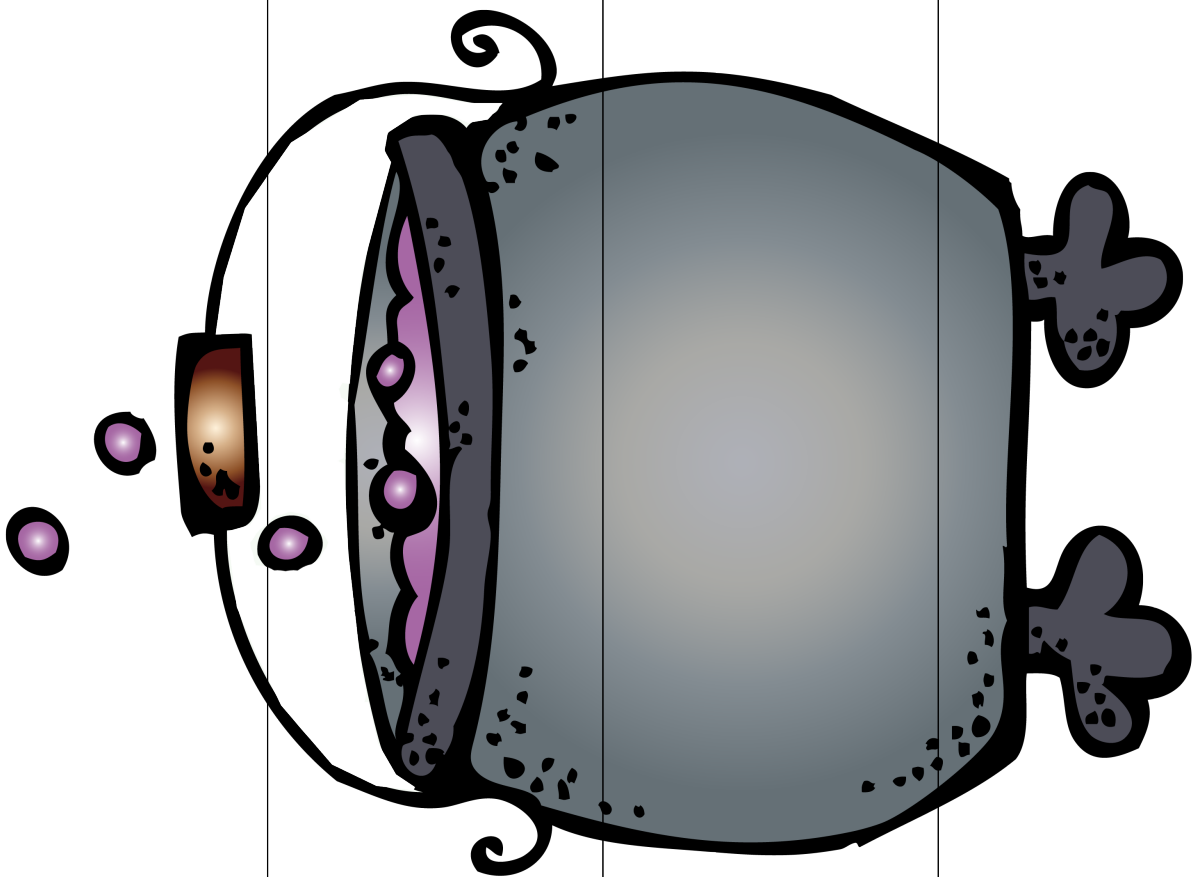
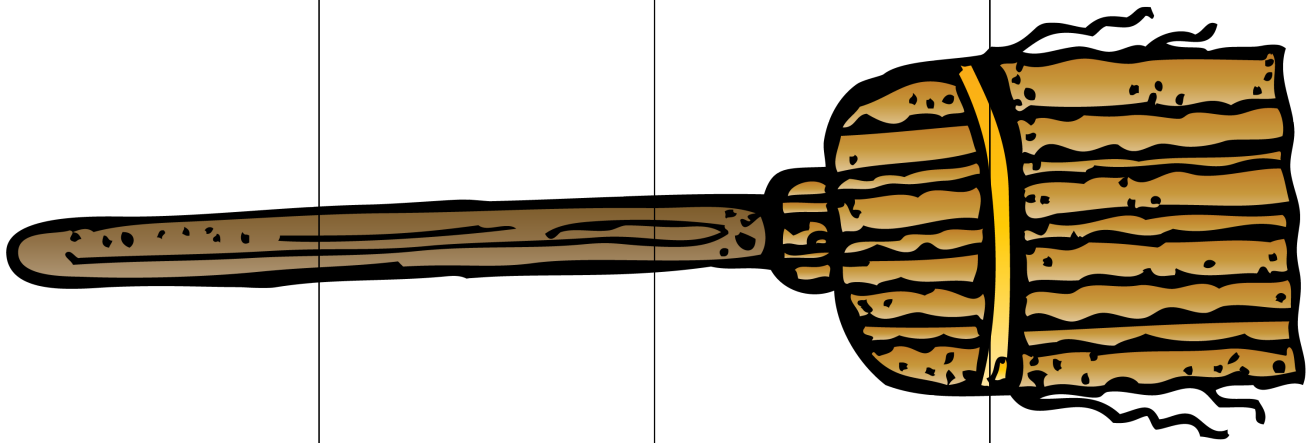
What Comes Next?







YMOA
















✓hcr2



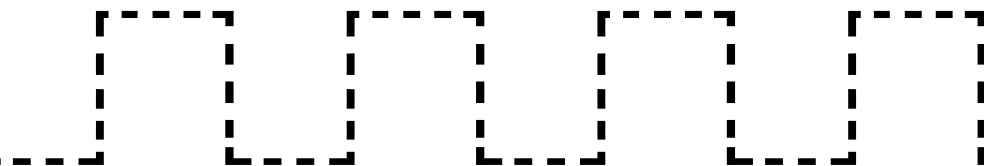

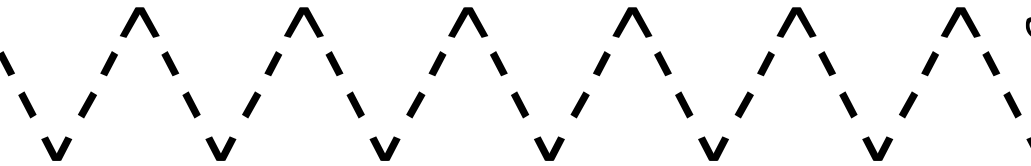
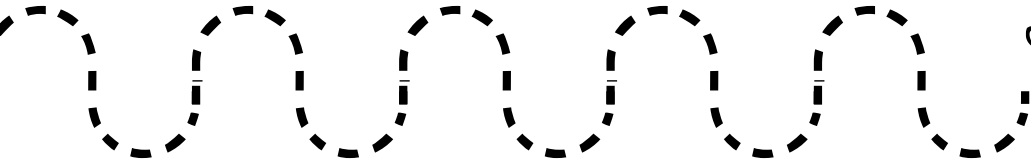
✓hcr2



Which Is Different?




Prewriting Page




Beginning Sounds



D




B



W



C




H


What Color




Is The
Witch's Hat?




The witch's hat
is red.




The witch's hat
is green.




The witch's hat
is orange.




The witch's hat
is yellow.




The witch's hat
is blue.




The witch's hat
is violet.




The witch's hat
is pink.




The witch's hat
is gray.




The witch's hat
is white.




The witch's hat
is brown.



The witch's hat
is black.





back

20

19

18

17

16

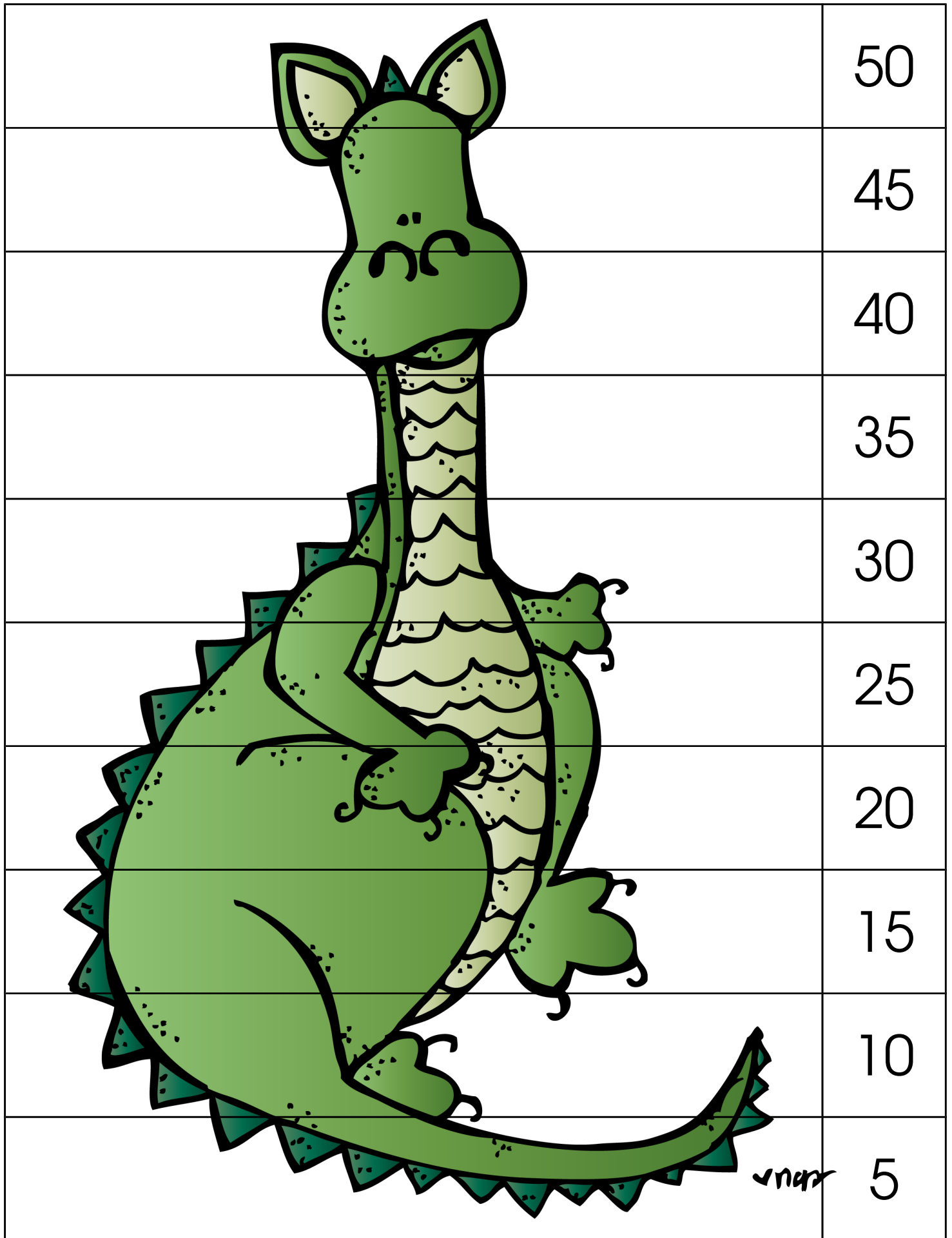
15


14

13

12

11








1



2






3



4










5








6











7



8



9



10



How to use these clip cards
 You can use basic clothespins or
 clothespins with the numbers 1-10 on them.
 Have your child clip one clothespin to
 each image and count at the same time.

4





Dot all the W's orange
Dot all the w's purple

W

w

W

W

w

W

w

W

w

W

w

W

w















Small







Medium

Large














Shadow Matching









Shadow Matching






Roll and Graph

5						
4						
3						
2						
1						
						

Roll and Color

Use one die



2

1

3

5

4

5

6

6

3

2

4

6

2

3

4

1

1